


Instructions for #2003, #2004



401 Legend Lane • Peculiar, MO 64078

Tech Line (816) 758-4504

800-334-7240

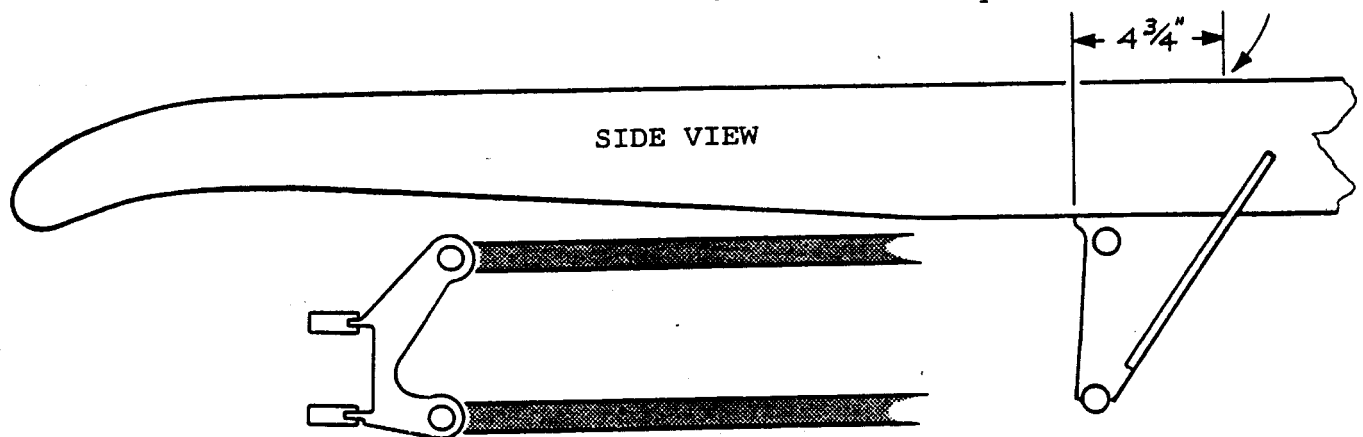
Fax (816) 758-4512

# MODEL 'A'

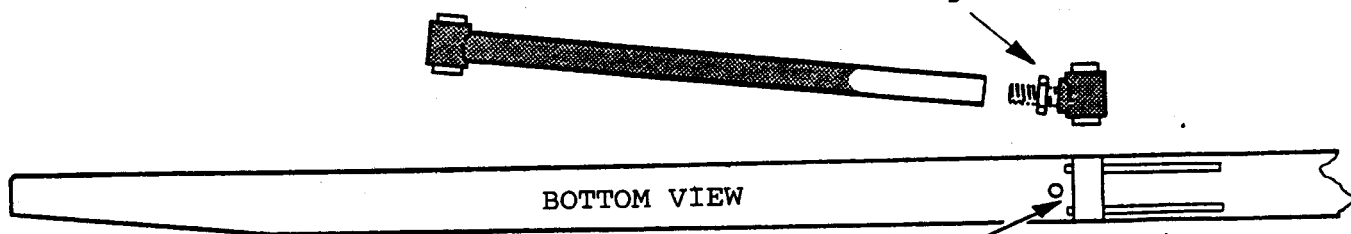
## 4-BAR FRONT END KIT

**SPECIAL NOTE:** For best results frame should be boxed full length to prevent rails from flexing. If this is not possible, frame must be boxed at least in area where 4-bar bracket is mounted.

Front edge of bracket is located  $4\frac{3}{4}$ -inches ahead of center of the stock front body hole at firewall.



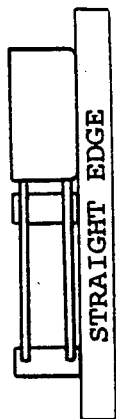
Adjustable end goes at rear of bar, mounted to angle out as shown.



Bracket is mounted parallel to frame.

Front edge of bracket is mounted  $\frac{1}{16}$ " behind back edge of stock hole in bottom of frame rail. This will also place the bracket in same position as shown in drawing above.

FRONT VIEW



Bracket is mounted parallel to side of frame rail.