


Instructions for kits: 3003, 3004.



401 Legend Lane • Peculiar, MO 64078

Tech Line (816) 758-4504

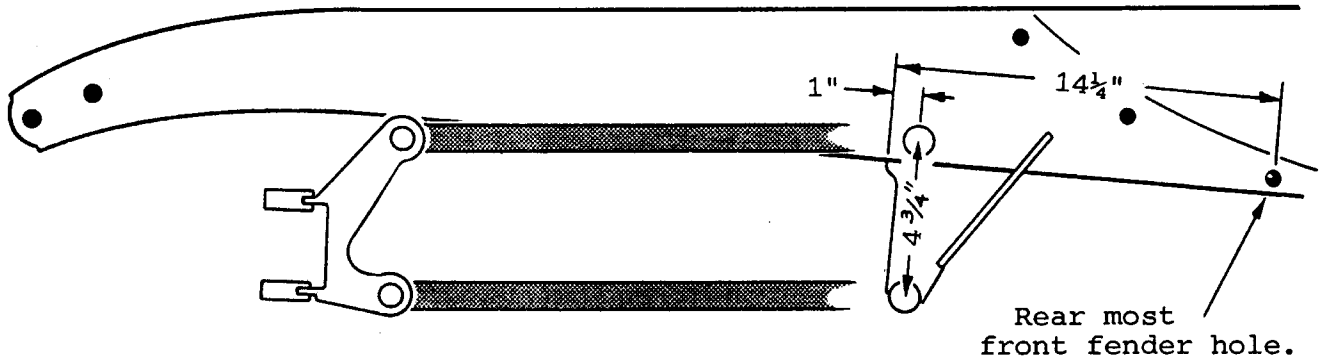
800-334-7240

Fax (816) 758-4512

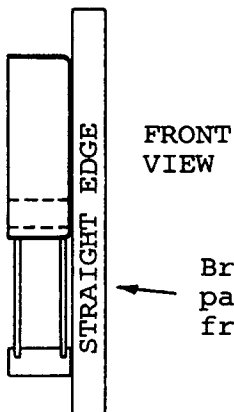
'32 FORD

4-BAR FRONT END KIT

SPECIAL NOTE: For best results frame should be boxed from front crossmember to firewall. If this is not possible, frame must be boxed at least in 4-bar bracket mounting area.

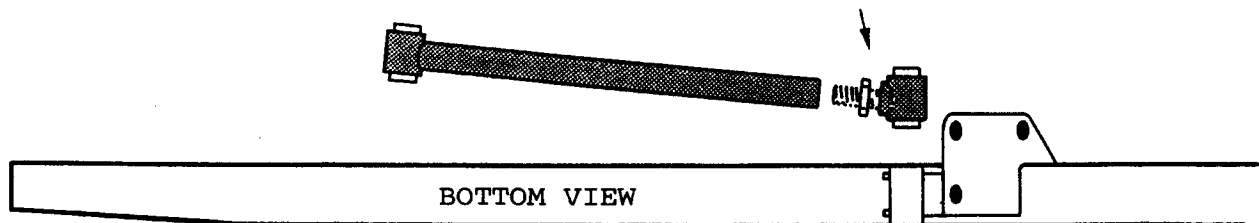


Front edge of bracket is located $14\frac{1}{4}$ -inches ahead of center of fender hole shown above. Upper bar is mounted to a tube installed through the frame. Centerline of this tube is 1-inch back from front edge of bracket, and $4\frac{3}{4}$ -inches from center of tube in bracket.



Bracket is mounted parallel to side of frame rail.

Adjustable end goes at rear of bar, mounted to angle out as shown.



Bracket is mounted parallel to frame rail.